

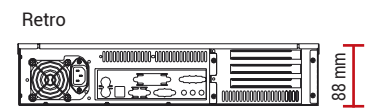
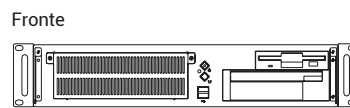

# PC Industriali

## Serie GO-210ATX - Chassis per Motherboard



GO-210R-7TH

PC Industriale 2U  
Configurato su richiesta  
Burn in climatico su ogni apparato  
Test Report di collaudo



### Chassis








IP-202- Rev.23

Dimensioni	Chassis 2U - 483 x 88 x 450 mm
Montaggio	Rack 19"
Materiale	Acciaio pre-zincato
Architettura	Motherboard ATX max 12" x 9.6"
Varianti	<ul style="list-style-type: none"> <li>GO-210ATX: Chassis colore nero. Riser 3 slot PCI nel 6° slot. Alimentatore singolo. (riser incluso con lo chassis).</li> <li>GO-210R-7TH: Chassis colore nero. Riser nel 7° slot. Alimentatore ridondato.</li> <li>GO-210-7TH: Chassis colore nero. Riser nel 7° slot. Alimentatore singolo.</li> </ul>
Drives	<ul style="list-style-type: none"> <li>1 x 5.25" slim + 1 x 3.5" + 3 x 3.5" interni</li> <li>1 x 5.25" + 1 x 3.5" + 2 x 3.5" interni</li> </ul>
Ventilazione	3 x ventole 80mm (= 42.5 CFM cad.) sul fronte
Led sul fronte	LED per Power e funzionalità HDD
Pulsanti	Power On/Off e System Reset
Fronte	Porta con viti imperdibili, 2 x USB
Retro	Alloggiamento per 3 bracket full size
Colore	Nero, beige o altri colori su richiesta
Shock	15G durata 11ms - EN 60068-2-27
Vibrazioni	10-150Hz: 1G - EN 60068-2-6
Umidità	10 - 95% non condensata
Temperatura	Operativa 0°C... +50°C Storage -20°C... +70°C

### Complementi


Storage	<ul style="list-style-type: none"> <li>Dischi interni HDD / SSD / M.2</li> <li>Cassetti estraibili singoli o multipli per HDD / SSD / U.2</li> <li>Soluzioni SATA / SAS / NVMe</li> </ul>
Media	<ul style="list-style-type: none"> <li>Masterizzatore DVD</li> <li>Lettore interno CFLASH, Memory Stick, SD Card, SDHC etc.</li> <li>Tastiera beige/nera italiana/inglese</li> <li>Mouse ottico</li> </ul>
Controller RAID	SATA / SAS / NVMe
Riser backplane	6 slot: GO-R0308: Riser 2U PCI - 3 slot PCI 32bit 7° slot: ARC2-733-2X16C5V3: Riser 2U PCIe x16- 2 x PCIe x16 7° slot: ARC2-733-X160X4C5V3: Riser 2U PCIe x16 - 1 x PCIe x16 + 1 x PCIe x4 PCIe-PEX8RISERF: Riser 1U PCIe x8 - 1 X PCIe x8 GHP-19X4: Riser 1U PCIe x4 - 1 x PCIe x4
Schede I/O	<ul style="list-style-type: none"> <li>Ethernet Server Adapter</li> <li>GPGPU / Schede Video</li> <li>Schede Multi-Head</li> <li>Schede I/O Analogiche e Digitali</li> <li>Schede FPGA</li> <li>Schede MULTISERIALI</li> <li>Frame Grabber</li> <li>MIL-1553 / ARINC 429 / ARINC 418</li> </ul>
Sistemi Operativi	<ul style="list-style-type: none"> <li>Windows® versioni Enterprise / Embedded</li> <li>Windows® versioni Server</li> <li>Linux</li> </ul>

## Motherboard

								
<b>CPU Preferred</b>	<ul style="list-style-type: none"> <li>• i7-12700E: 12C, 1.60GHz, 65W</li> <li>• i5-12500E: 6C, 2.90GHz, 65W</li> <li>• i3-12100E: 4C, 3.20GHz, 60W</li> </ul>		<ul style="list-style-type: none"> <li>• i7-11700: 8C, 2.5GHz, 65W</li> <li>• i5-11500: 6C, 2.7GHz, 65W</li> <li>• i7-10700E: 8C, 2.9GHz, 65W</li> <li>• i5-10500E: 6C, 3.1GHz, 65W</li> <li>• i3-10100E: 4C, 3.2GHz, 65W</li> </ul>			<ul style="list-style-type: none"> <li>• i7-9700E: 8C, 2.6GHz, 65W</li> <li>• i5-9500E: 6C, 3.0GHz, 65W</li> <li>• i3-9100E: 4C, 3.1GHz, 65W</li> <li>• i7-8700: 6C, 3.2GHz, 65W</li> <li>• i5-8500: 6C, 3GHz, 65W</li> <li>• i3-8100: 4C, 3.6GHz, 65W</li> </ul>		
<b>Chipset</b>	Intel Q670	Intel H610/H610E	Intel Q470/Q470E	Intel Q470E	Intel C246	Intel Q370	Intel H310	
<b>RAM</b>	DDR5-4400 MHz 4x DIMM max 128GB	DDR4-3200 MHz 2x DIMM max 64GB	DDR4-2933 MHz 4x DIMM max 128GB	DDR4-2933 MHz 4x DIMM max 128GB	DDR4-2666 / 2400 MHz 4x DIMM max 128GB	DDR4-2666 / 2400 MHz max 64GB	DDR4-2666 / 2400 MHz 2x DIMM max 64GB	
<b>Graphics</b>	VGA, DP, HDMI	DP, HDMI, iDPM	VGA, DP, HDMI, DP	VGA, DP, HDMI Internal Type-C DP	VGA, DP, HDMI	VGA, DP++, HDMI	VGA, HDMI	
<b>Ethernet</b>	3x 2.5 x GbE	1x 2.5 x GbE; 1x GbE	3x 2.5 x GbE	2x 2.5 x GbE	2x GbE	2x GbE	2x GbE	
<b>SATA ports</b>	8x SATA3 (support RAID 0,1,5,10)	4x SATA3 (support RAID 0,1,5,10)	5x SATA3 (support RAID 0,1,5,10)	4x SATA3 (support RAID 0,1,5,10)	6 x SATA3 (support RAID 0,1,5,10)	6 x SATA3 (support RAID 0,1,5,10)	4 x SATA3	
<b>M.2 slots</b>	1x M.2 M-Key, up to 25110, PCIe 1x M.2 E-Key, 2230, PCIe, USB 2.0 and CNVI 1x M.2 B-Key, 3042/3052, PCIe, USB3.2 Gen1, USB 2.0 and SIM	--	1x M.2 M-key 2242 / 2280, PCIe, SATA	1x M.2 A key 2230 PCI-E x1 / USB 2.0 1x M.2 M key 2242 / 2280 PCI-E x4	--	1x M.2 A key 2230 PCI-E x1 / USB 2.0 1x M.2 M key 2280 PCI-E x2	--	
<b>USB</b>	5x USB 3.2 Gen2 1x USB 3.2 Gen2x2 (Type C) 2x USB 3.1 via header 2x USB 2.0 via header 2x vertical USB 2.0 connectors	2x USB 3.2 Gen 1 2x USB 3.2 Gen 2 4x USB 2.0 2x USB 2.0 via header	2 x USB 3.2 Gen 2 2 x USB 3.2 Gen 1 2 x USB 3.2 Gen1 via header 2 x USB 2.0 6 x USB 2.0 via header	2x USB 3.2 Gen2 2x USB 3.2 Gen1 2 x USB 3.1 Gen 1 via header 2x USB 3.0 6x USB 2.0 via header	4x USB 3.1 Gen2 connectors (rear) 2x USB 3.1 Gen1 via header 1x USB 3.1 Gen1 (vertical type A connector) 6x USB 2.0 via header 1x USB 2.0 (vertical type A connector)	2 x USB 3.1 Gen 2 2 x USB 3.1 Gen 1 2 x USB 2.0	4 x USB 3.0 2 x USB 2.0	
<b>COM</b>	2x RS-232/422/485 4x RS-232	2 x RS-232/422/485 4 x RS-232	1 x RS-422/485 2 x RS-232	1 x RS-232/422/485 2 x RS-232	2 x RS-232/422/485 4 x RS-232	1 x RS-232 2 x RS-232/422/485 via header and 3 x RS232	2x RS-232/455/485 4x RS-232	
<b>Other</b>	Audio, LPT, PS2; 8x GPI, 8x GPO	Audio, Digital IO	Audio, Digital IO	Digital IO	Audio, PS2 combo, LPT, DIO	Audio, PS2, DIO	Audio, LPT, PS2 Combo, DIO	
<b>TPM</b>	TPM 2.0	TPM 2.0	TPM 2.0	TPM 2.0	--	TPM 2.0 (via header) optional TPM-IN02-R20	--	
<b>Expansion slots</b>	1x PCI-E x16 1x PCI-E x8 2x PCI-E x4 3x PCI-E x1	1* PCI-E x16 1* PCI-E x4 2* PCI-E x1 2* PCI	2* PCI-E x16 3* PCI-E x4 open-end 2* PCI-E x1	1* PCI-E x16 3* PCI-E x4 open-end 3* PCI	1* PCI-E x16 2* PCI-E x8 + 3* PCI-E x4 2* PCI	3*PCI-E x8 3*PCI-E x4 2*PCI	1* PCI-E x16 1* PCI-E x4 5* PCI	
<b>I/O shield</b>	VGA, HDMI, DP 3x 2.5GbE 2x RS-232/422/485, Audio 5x USB 3.2, 1x USB 3.2	HDMI, DP 1x GbE, 1x 2.5 GbE 2x RS-232/422/485 6x USB 3.2, 4x USB 2.0	VGA, HDMI, DP 3x 2.5GbE 1x RS-232, Audio 4x USB 3.2, 2x USB 2.0	VGA, HDMI, DP 2x 2.5GbE 1x RS-232/422/485, 2x RS-232, Audio, PS2 4x USB 3.2, 2x USB 2.0	VGA, HDMI, DP 2x GbE 2x RS-232/422/485, Audio 4x USB 3.1	VGA, HDMI, DP++ 2x GbE 1x RS-232, Audio 6x USB, PS2	VGA, HDMI 2x GbE 2x RS-232/455/485 4x USB 3.0, 2x USB 2.0 Audio PS2 Combo	

## Alimentatori (profondità max 220 mm)

**AC**




EN 62368

**Z-P2H-5400V**  
2U Single 400W

Output					
+3.3V	+5V	+12V	-5V	-12V	+5VSB
22A	22A	32A	-	0.8A	3.5A
Input 90 ~ 264VAC Full Range					
MTBF 144.647 h					
Dimensioni 100x70x215 mm					

**DC**



**Z-DR1S2-5380V4V**  
2U Redundant 380W

Output					
+3.3V	+5V	+12V	-5V	-12V	+5VSB
20A	20A	30A	-	0.5A	2.5A
Input -36V ~ -72VDC					
MTBF 179.349 h					
Dimensioni 85x84x207 mm					